



## JANUARY NEWSLETTER

### December Recap



#### Irwin Tour

On December 11, the SMMFSC and Malibu Forestry Unit had the opportunity to give a tour of the nursery and Wildfire Learning Center to Assemblymember Jacqui Irwin and her team.

#### Vent Protection Program Outreach

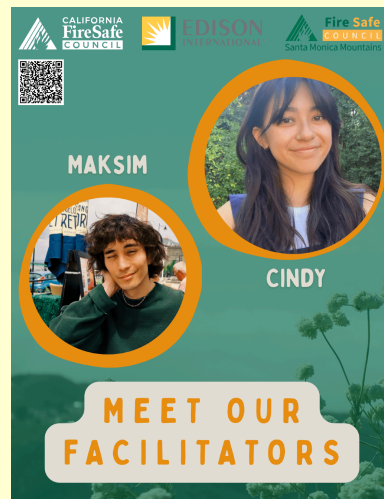
Our team visited the Topanga Sages holiday party to sign up residents for the Vent Protection Program. Applicants will be notified early January about selection and next steps.



**Zone Zero Regulations** are still in the process of being finalized by the Board of Forestry. In the December meeting, several options were discussed on how much shrubs/ ground cover should be allowed. The next public meeting will be held in March 2026.

Send public comments to:  
[PublicComments@bof.ca.gov](mailto:PublicComments@bof.ca.gov)

### Upcoming



The **Santa Monica Mountains Fire Safe Council** invites you to join a **Wildfire Café**; a welcoming, supportive space to connect, reflect, and heal together one year after the 2025 fires.

Modeled after Climate Cafés, Wildfire Cafés are facilitated, community-centered conversations that offer a safe, judgment-free environment to share thoughts and feelings. These gatherings are not lectures or action-oriented sessions, and no advice is given. Instead, they are spaces for listening, validation, reflection, and emotional support in community.

These events are **free, open to all ages**, and open to community members impacted by wildfire and ecological change.

Please RSVP using the form below.

Funding provided by Edison International through the California Fire Safe Council.

[Register Here](#)



Our Vent Protection Program is still accepting applications for our waitlist! Sign up for a chance to receive up to \$1500 towards retrofitting vents. This program is specifically for homes located within the recent burn scar including Topanga, Pacific Palisades, and Malibu. Join our waitlist below.

[Waitlist](#)

...the first of the ...

...the second of the ...

...the third of the ...

...the fourth of the ...

...the fifth of the ...

...the sixth of the ...

...the seventh of the ...

...the eighth of the ...

...the ninth of the ...

...the tenth of the ...

...the eleventh of the ...

...the twelfth of the ...

...the thirteenth of the ...

...the fourteenth of the ...

...the fifteenth of the ...

...the sixteenth of the ...

...the seventeenth of the ...

...the eighteenth of the ...



## FIREWISE NETWORKING CALL

JOIN US ON THE LAST WEDNESDAY OF EVERY MONTH FOR OUR FIREWISE NETWORKING CALL!

- MEET OTHER INVOLVED CITIZENS
- LEARN HOW TO START A FIREWISE COMMUNITY
- EXCHANGE IDEAS ON HOW TO WORK TOWARDS FIRE SAFE NEIGHBORHOODS



12 - 1 PM



Our Firewise networking call this month will be on January 28th. Stay connected and register below!

[Register here](#)

### Check out our Firewise Storymap!

We are launching a brand new Storymap about the Firewise communities here in the Santa Monica Mountains. Use this as a resource to learn about what it means to be in a Firewise community, as well as to see some of the incredible work residents have done.

[Firewise Storymap](#)

## Goldspotted Oak Borer Trainings



Build your skills in identifying GSOB and reporting suspected infestations.

Webinar training:  
**February 24<sup>th</sup>**  
**6-7pm**

In-person training:  
**March 24th**  
**Location: Calabasas**  
**6-7:30pm**

Field trip:  
**April 25**



April 28

## East and Rice Canyon




SCAN HERE  
Or register at  
[bit.ly/4oNhYnC](https://bit.ly/4oNhYnC)



Join us for two GSOB trainings this spring, followed by two in-person surveying days! We'll also host a field trip to East and Rice Canyon, areas with known GSOB, so volunteers can get hands-on experience identifying signs of infestation.

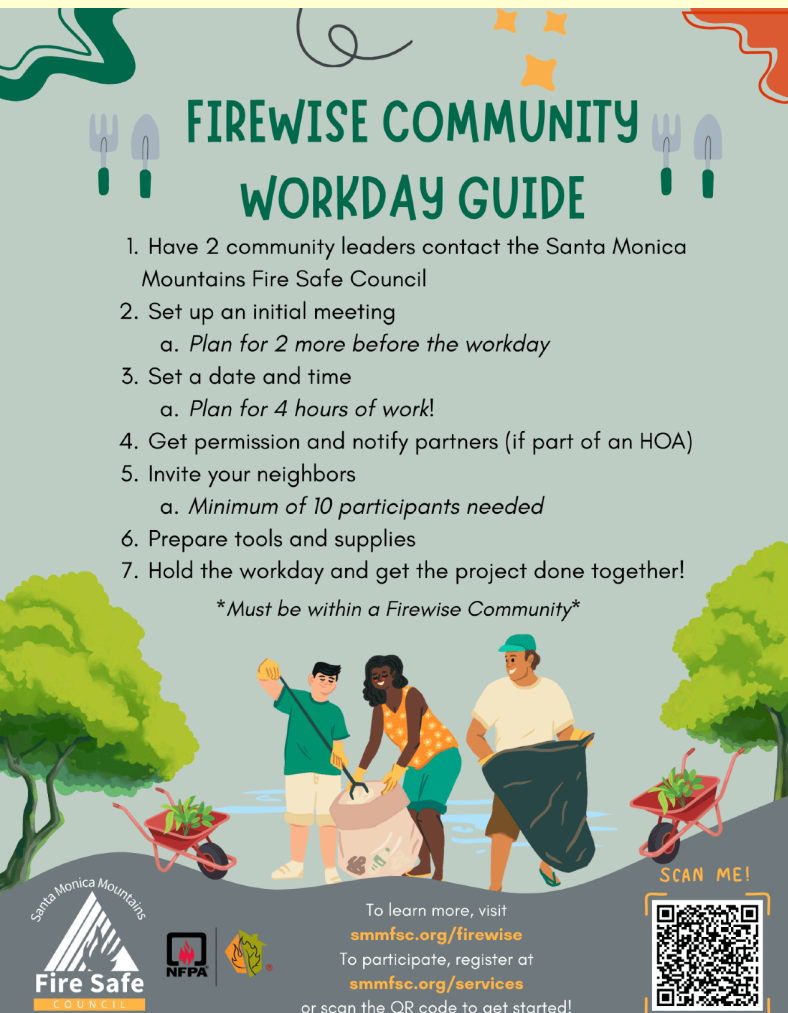
[Register Here](#)

## Agoura Hills CWPP

Check out the progress on the Agoura Hills Community Wildfire Protection Plan! Learn more about how to get involved in the community review process by visiting the City of Agoura Hills website.

[See the CWPP Progress](#)


## Interested in Organizing a Community Workday?







## FIREWISE COMMUNITY WORKDAY GUIDE

1. Have 2 community leaders contact the Santa Monica Mountains Fire Safe Council
2. Set up an initial meeting
  - a. *Plan for 2 more before the workday*
3. Set a date and time
  - a. *Plan for 4 hours of work!*
4. Get permission and notify partners (if part of an HOA)
5. Invite your neighbors
  - a. *Minimum of 10 participants needed*
6. Prepare tools and supplies
7. Hold the workday and get the project done together!

*\*Must be within a Firewise Community\**



To learn more, visit [smmfsc.org/firewise](https://smmfsc.org/firewise)  
To participate, register at [smmfsc.org/services](https://smmfsc.org/services)  
or scan the QR code to get started!

## Home Hardening and Defensible Space Monthly Tips

### FIRE SAFE VENTS

Vents are the most important and easiest item on your home to retrofit.

Embers can easily enter through gaps in vents and ignite the structure.

Vents need to be non-combustible and have gaps no bigger than 1/8<sup>th</sup> inch.

### TYPES OF VENTS IN YOUR HOME

#### FOUNDATION VENTS

Found at the bottom of the home along the perimeter

#### ATTIC VENTS

Often a large vent opening to the attic

#### SOFFIT VENTS

Found under the eaves of the roof

#### GABLE VENTS

Often found at the end of a pinched roof

### 1/16<sup>TH</sup> INCH SCREENING

#### IMPORTANCE

To avoid embers entering the home, install 1/16<sup>th</sup> inch, or at least 1/8<sup>th</sup> inch, non-combustible screening, on all vents on the home. The screening can be installed either on the interior OR exterior of the structure.

#### MAINTENANCE

Ensure there are no gaps around the frame of the vent. Rodents can chew through the screening, so be sure to regularly check for holes.

### MANUFACTURED VENTS

Other fire safe vents approved by the state fire marshal can be purchased, such as **Vulcan** or **Brand Guard vents**. These are equally as effective and often have a more sleek look than screening.

### ACTION STEPS

1. Identify ALL vents on your home. Be sure to look behind machinery, in small corners, and under all eaves.
2. Decide which method is best for you. Bulk screening can be purchased [here](#), you can either install it yourself (tutorial [here](#)) or hire a contractor.
3. Install and double check for gaps.
4. Regularly check for wear, debris buildup, and rodent damage.

### RESOURCES

Check out [defensiblespace.org](http://defensiblespace.org) and [fire.ca.gov/buildingmaterials](http://fire.ca.gov/buildingmaterials) for more information

Stay updated with the SMMFSC by following us on social media!



If you would like to unsubscribe, please click [here](#).

